



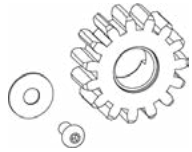
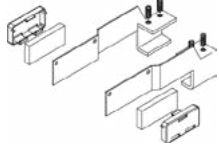
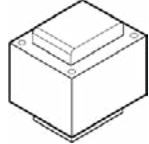

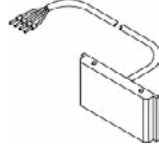
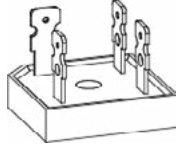
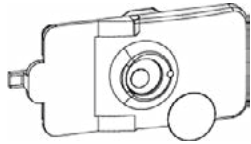
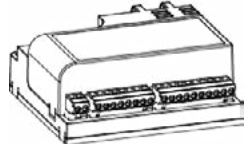
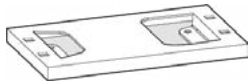

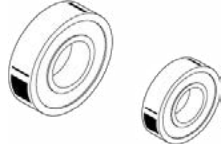


SLACE601

| | | | | |
|---|---|---|---|---|
|  |  |  |  |  |
| 9995001 1 Pcs | 9995002 1 Pcs | 9995003 1 Pcs | 9995004 1 Pcs | 9995005 1 Pcs |
| Cover + left - right side covers | Motor unit | Crown wheel | Output shaft | Pinion |
| | Nota: 24V | | | Nota: M4 Z15 (> 02.2015) |
|  |  |  |  |  |
| 9995006 1 Pcs | 9995007 1 Pcs | 9995008 1 Pcs | 9995009 1 Pcs | 9995010 1 Pcs |
| Magnetic travel limits + brackets | Transformer | ECU support | Magnetic travel limit | Diode bridge |
| | Nota: ZUA230V200VA | | | |
|  |  |  |  |  |
| 9995011 1 Pcs | 9995012 1 Pcs | 9995013 1 Pcs | 9995014 1 Pcs | 9995015 3 Pcs |
| Manual release access panel | ECU | Fastening base | Gear release keys | Set of bearings |
| | Nota: YA124A6SS | | | |